



PrePass Fact Sheet

ARIZONA







July 2020

Arizona has been part of the PrePass system since 1993 and currently has PrePass deployed at 8 sites. Across Arizona and the nation, PrePass helps facilitate freight movement by allowing prequalified trucks to be electronically screened and then safely bypass weigh stations at highway speeds.






PrePass is a service offered by PrePass Safety Alliance, formerly HELP Inc., a public private partnership (P3) established in 1993 between states and the trucking industry. The Alliance is the nation's only non-profit P3 established specifically to promote safety and efficiency in commercial transportation. Since 1993, the Alliance has invested over \$800 million nationally to provide PrePass.

PrePass by the numbers

Arizona benefits since 1997

-  **3,401,734¹** hours saved
-  **16,328,321²** gallons of fuel saved
-  **36,044³** metric tons of emissions reductions
-  **\$4,224,645** invested in infrastructure & maintenance
-  **40,820,802** successful bypasses using PrePass
-  **\$306,786,829⁴** operational cost savings

National statistics since 1997

-  **929,316,078** successful bypasses using PrePass
-  **\$7,082,765,867⁴** operational cost savings
-  **77,443,007¹** hours saved
-  **371,726,431²** gallons of fuel saved
-  **820,569⁵** metric tons of emissions reductions

Numbers as of June 30, 2020. ¹Based on a minimum of 5 minutes saved per screening bypass; ²Based on .4 gallons per pull-in; ³Equivalent to removing 6,429 passenger vehicles from the road through June 2020 per US EPA estimates; ⁴Benefits based on studies by the Iowa State University Center for Transportation Research and Education and the FMCSA; ⁵Equivalent to removing 146,356 passenger vehicles from the road through June 2020 per US EPA estimates

To qualify for PrePass, PrePass Safety Alliance electronically reviews carriers' safety and credential eligibility using data from over 100 federal, state and provincial databases, including the Federal Motor Carrier Safety Administration. Each state determines pull-in rates for PrePass equipped vehicles based on a carrier's Inspection Selection System (ISS) score or other state specific criteria.